

LLHB4 SERIES

Industrial Lighting

WESTGATE
THE FUTURE IS HERE...AND IT'S QUITE BRIGHT!

LLHB4-200W-MP-40K-D-SR

LLHB4-200W-MP-50K-D-SR

POWER ADJUSTABLE 4TH GENERATION OF LINEAR HIGH BAYS,
120-277V SENSOR READY

MP Multi Power/Wattage (Selectable)

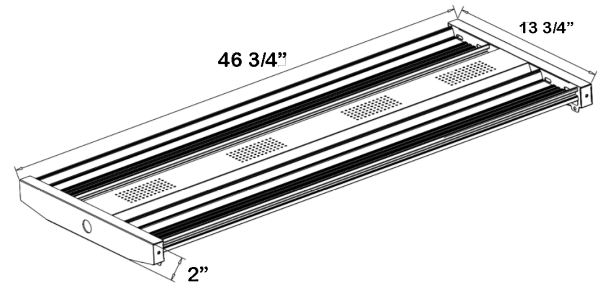


Customer Name: _____

Project Name: _____

Note: _____

Type: _____



46 3/4" (L) X 13 3/4" (W) X 2" (H)

Ideal for replacement of conventional lighting systems such as HID and fluorescent. Applications include manufacturing warehousing and other large indoor spaces with mounting heights from 10ft. to 40ft. the fixture can be surface mounted also.

Features

- High Quality LED Chips To Provide High Efficiency, Heat Dissipation
- Stability, and Lumen Maintenance.
- Polycarbonate Lens, High Flame Retardant Point
- 50,000 Hours Rated Life
- 5-Year Warranty
- Multi-Power: The Switch is On The Driver

Technical Specifications

Electrical:

- Voltage: 120~277VAC/50~60 Hz
- Wattage: 100W/150W/200W
- Power factor: >0.95
- Efficacy: 155 LPW

Mechanical:

- Pre-installed single-pin Audio Jack Socket for Motion Sensors; See Accessories
- Surge Protector
- Steel Housing
- Steel Thickness: 24 Gauge
- V-Hooks
- Unprecedented Quality.
- Aluminum LED Board
- Operating Temperature: -4°F to 131°F
- Suitable For Damp Locations
- 5-Year Warranty

Lighting:

- Dimming: 0~10V Dimmable
- Lens: Polycarbonate Lens
- Multi-Power: The Switch is on the driver
- Total lumens: 27200LM Max.
- Color Temperatures: 4000K and 5000K
- Color Rendering Index: >80
- Wide Beam Angle
- LED SMD Type: Edison 2835
- 50,000 Hours Rated Life

Applications:

- Warehouse
- Manufacturing Plants Distribution Centers
- Industrial Commercial
- Grocery Stores Gymnasiums

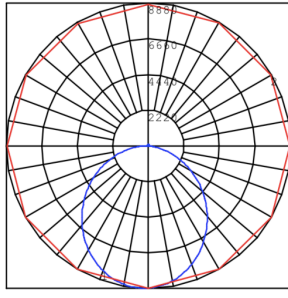
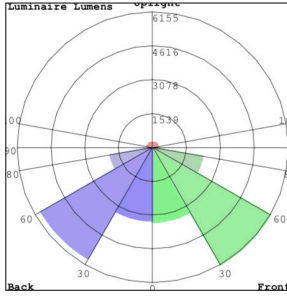
Other Models:

- 300W | 46500LM | LLHB4-300W-MP-40K-D
- 300W | 46500LM | LLHB4-300W-MP-50K-D

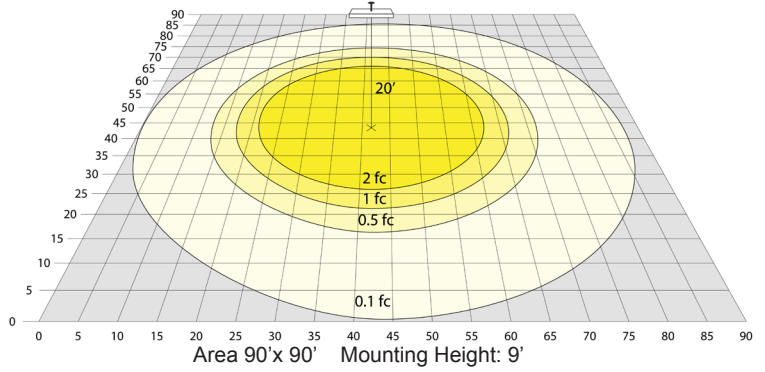


Phone: (877) 805-2252 | Fax: (877) 805-2252
www.westgatemfg.com

Photometrics: LLHB4-200W-MP-D-SR



BUG Rating: B4-U3-G3



Other Views:



Front View



Side View



Back View

Performance Table: LLHB4-200W-MP-D-SR

MODEL NO.	Wattage	Voltage	Lumens	Color Temp.	BUG Rating	LPW
LLHB4-200W-MP-40K-D-SR	100W	120~277V	13600LM	4000K	B4-U3-G3	136
LLHB4-200W-MP-150W	150W		20400LM	5000K		
LLHB4-200W-MP-200W	200W		27200LM			

Sample Ordering

Model Wattage Multi Power Color Temp. Dimming Sensor

LLHB4 - 200W - MP - [] - D - SR

40K = 4000K
50K = 5000K

Accessory Options

SCL-GSY10 = HEAVY-DUTY ADJUSTABLE 10FT. 1/16" SUSPENSION KIT WITH Y-CONNECTOR & LOOP GRIPPER & HOOKS

SCL-GSY20 = HEAVY-DUTY ADJUSTABLE 20FT. 1/16" SUSPENSION KIT WITH Y-CONNECTOR & LOOP GRIPPER & HOOKS

LLHB4-RODKIT = OPTIONAL ROD KIT, 3-1/4" DIA. X 40" H

OPT-LLHB-ULM-4FT-40W = 4FT UPLIGHT MODULE, 40W 200W & ABOVE

OPT-LLHB-ULM-4FT-60W = 4FT UPLIGHT MODULE, 60W 200W & ABOVE

Factory-Installed Options

Blank = No Option

WEC-3PR-78-AJ-WH =PIR SENSOR 1-PIN AUDIO JACK CONTACT 600W 40FT 120-277V 0-10V BI-LEVEL & RC (OPTIONAL RC WEC-3RC)

WEC-3PBT-78-AJ-WH =PIR SENSOR 1-PIN AUDIO JACK CONTACT 600W 40FT 120-277V 0-10V BI-LEVEL BLUETOOTH APP READY

OPT-EM-HB4INT = INTERNAL EMERGENCY BATTERY BACKUP

OPT-LLHB4-SMK = SURFACE MOUNTING OPTION

OPT-FWH-63 = 6FT 3-WIRE WHIP

OPT-FWH-65 = 6FT 5-WIRE WHIP

OPT-FWH-66 = 6FT 6-WIRE WHIP

OPT-HBC-125TL-WH = 8FT, 15A, 125V,WHITE

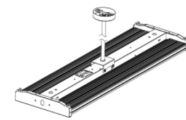
OPT-HBC-277TL-WH = 8FT, 15A, 277V,WHITE

OPT-HBC-125SB-WH = 10FT, 15A, 125V,18/3STR,WHT

ACCESSORIES:



SCL-GSY10
SCL-GSY20



LLHB4-RODKIT
(Fixture Shown with LLHB4-RODKIT)



LLHB4-SMK
(Fixture Shown with LLHB4-SMK)

FACTORY-INSTALLED OPTIONS:



OPT-EM-HB4INT



WEC-3PR-78-AJ-WH

